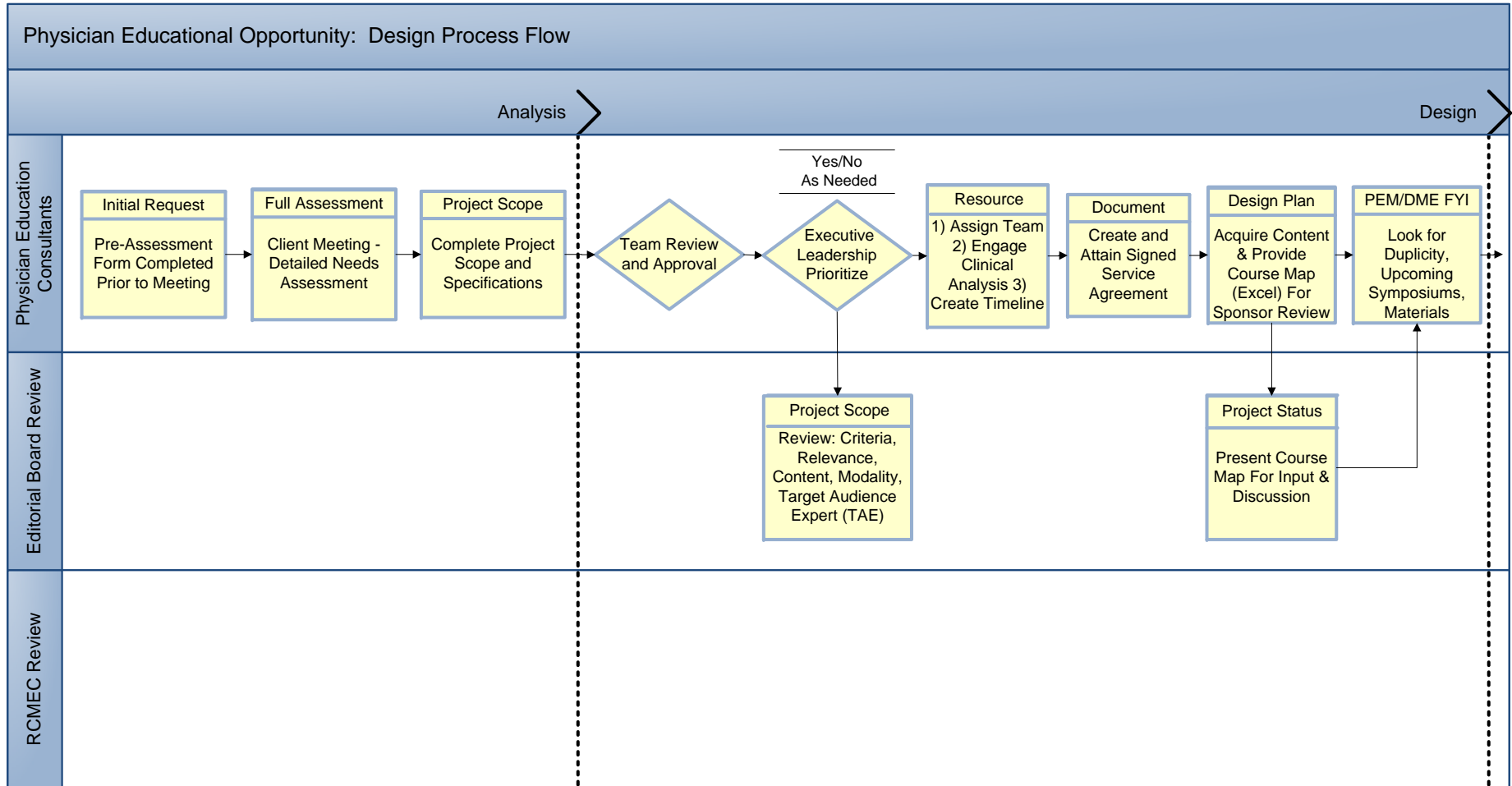




PROJECT PHASES:

- 1) Analysis – Needs Assessment, ID Performance Problem, Align with Business Goal, Learner Analysis, Instructional Analysis
- 2) Design – Objectives, ID Content, Instructional Strategies, Course Format, Design Documents
- 3) Development – Prototype/Story Board, Materials (Print/Non-Print), Tabletop Review/Alpha, Pilot Testing/Beta Test
- 4) Implementation – Launch Course, Course Delivery Issues
- 5) Evaluation – Course Efficacy, Graphs/Metrics, Evaluation Questions, Maintenance

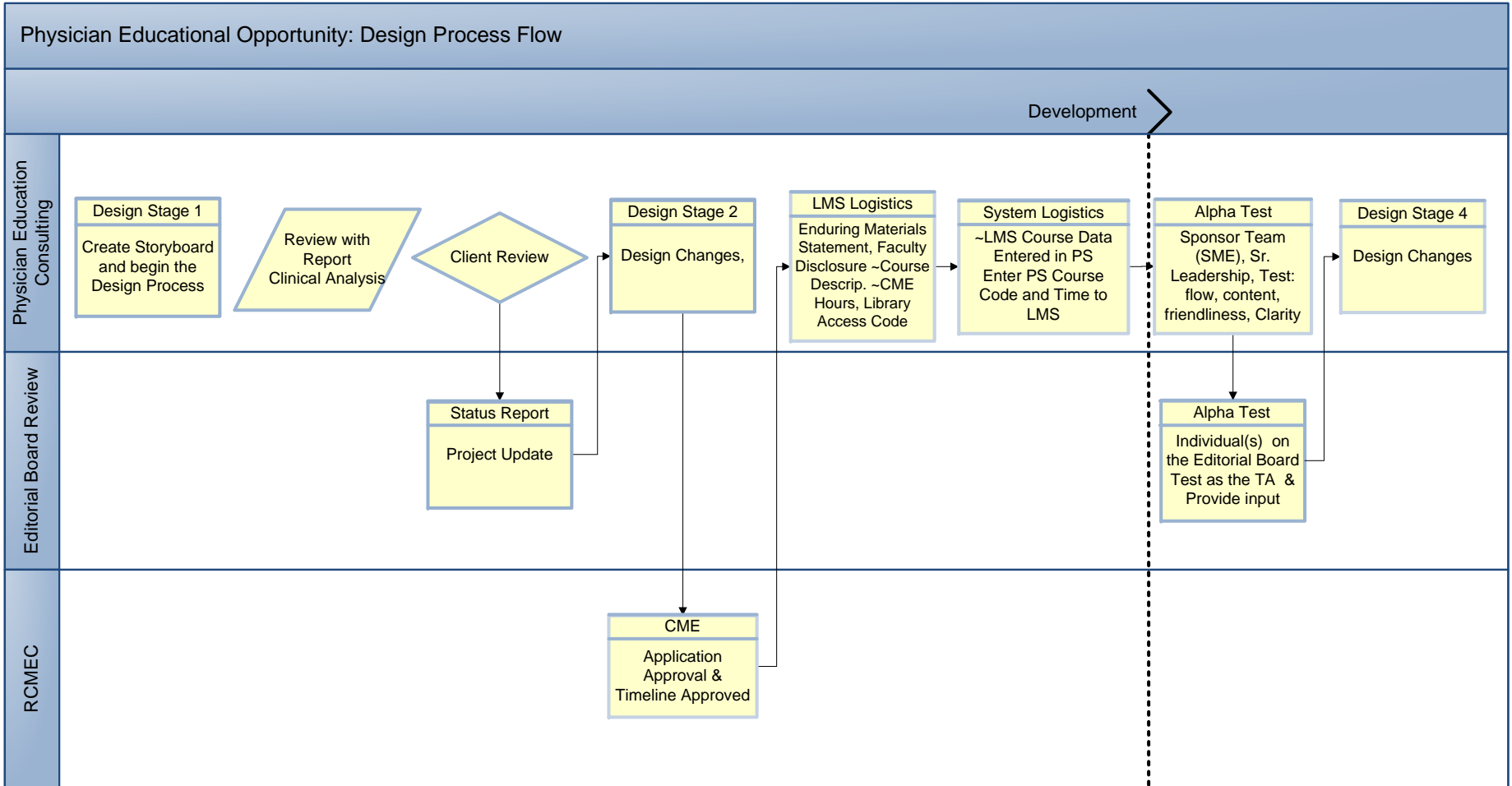


Utilize a Project Management Platform:
 1) Visualize 2) Plan 3) Implement 4) Close
 A) 1 Hour ILT = 25 Design Hours B) 1 Hour WBT = 300 Design Hours



PROJECT PHASES:

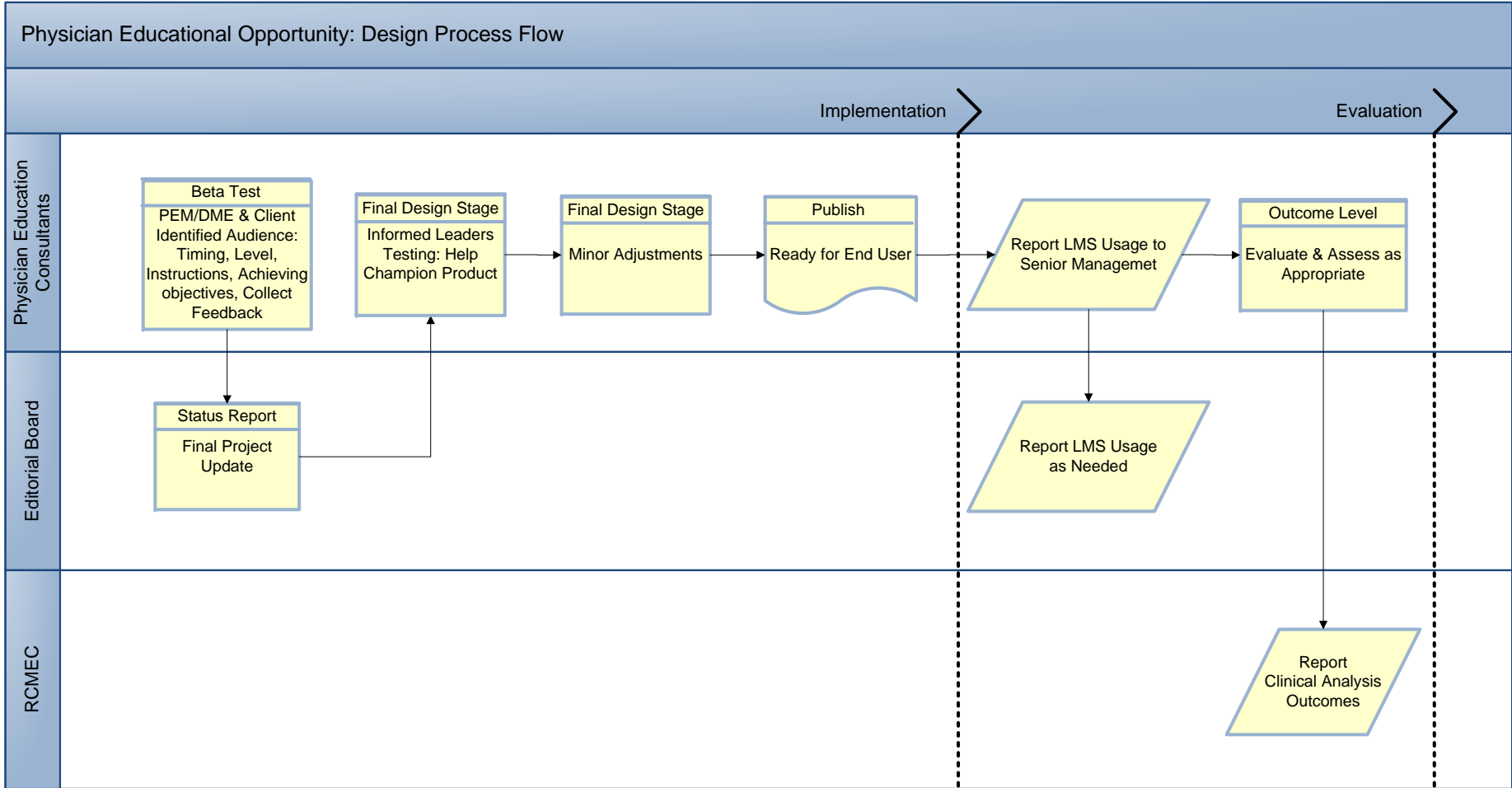
- 1) Analysis – Needs Assessment, ID Performance Problem, Align with Business Goal, Learner Analysis, Instructional Analysis
- 2) Design – Objectives, ID Content, Instructional Strategies, Course Format, Design Documents
- 3) Development – Prototype/Story Board, Materials (Print/Non-Print), Tabletop Review/Alpha, Pilot Testing/Beta Test
- 4) Implementation – Launch Course, Course Delivery Issues
- 5) Evaluation – Course Efficacy, Graphs/Metrics, Evaluation Questions, Maintenance



Utilize a Project Management Platform:
 1) Visualize 2) Plan 3) Implement 4) Close
 A) 1 Hour ILT = 25 Design Hours B) 1 Hour WBT = 300 Design Hours



PROJECT PHASES:
 1) Analysis – Needs Assessment, ID Performance Problem, Align with Business Goal, Learner Analysis, Instructional Analysis
 2) Design – Objectives, ID Content, Instructional Strategies, Course Format, Design Documents
 3) Development – Prototype/Story Board, Materials (Print/Non-Print), Tabletop Review/Alpha, Pilot Testing/Beta Test
 4) Implementation – Launch Course, Course Delivery Issues
 5) Evaluation – Course Efficacy, Graphs/Metrics, Evaluation Questions, Maintenance



Utilize a Project Management Platform:
 1) Visualize 2) Plan 3) Implement 4) Close
 A) 1 Hour ILT = 25 Design Hours B) 1 Hour WBT = 300 Design Hours